


Facilities Update



February 9, 2021

July 14, 2020
Cashflow

Projects	Total Project Budget	Cum 2018/19	2019/20	2020/21	2021/22	Totals
2A Program Management	\$10,385,072	\$5,533,526	\$1,340,098	\$1,755,724	\$1,755,724	\$10,385,072
2B Security Cameras	\$1,275,919	\$980,339		\$146,832	\$148,748	\$1,275,919
2C Tech Infrastructure	\$3,197,562	\$3,197,562				\$3,197,562
2D Fullerton Auditorium	\$6,000,000	\$976,311	\$170,640	\$353,877		\$1,500,828
3A FH Stadium	\$9,725,642	\$9,725,642				\$9,725,642
3B FH Theater Modernization	\$3,997,758	\$3,997,758				\$3,997,758
3C FH Kitchen Modernization	\$395,000	\$146,381				\$146,381
3D FH New Gym	\$11,500,000	\$780,189	\$4,154,556	\$6,565,254		\$11,500,000
3E FU Elevator and Bridge	\$37,342	\$37,342				\$37,342
3G FH Science Classrooms Mod	\$1,400,000	\$86,420		\$663,668	\$649,912	\$1,400,000
3I FU Aquatics Facility	\$5,500,000	\$4,674		\$5,400,000	\$95,326	\$5,500,000
4A/4B LHHS New Theater/Stadium	\$31,096,347	\$27,229,976	\$3,866,371			\$31,096,347
4C LH Gym Modernization	\$2,749,953	\$2,749,953				\$2,749,953
4D LH Theater Modernization	\$1,250,000	\$23,740		\$1,226,260		\$1,250,000
4E LH Science Classrooms Mod	\$1,200,000	\$64,453		\$435,547	\$700,000	\$1,200,000
4H LH Aquatics	\$5,500,000	\$34	\$535,843	\$4,964,123		\$5,499,999
5A BP Stadium/Ag Classroom	\$16,345,804	\$14,682,581	\$1,663,223			\$16,345,804
5B BP Theater Modernization	\$4,561,290	\$4,555,897	\$5,393			\$4,561,290
5C BP Kitchen Modernization	\$500,000	\$94,846				\$94,846
5D BP Gym Modernization	\$3,061,250	\$204,185	\$109,277	\$2,747,788		\$3,061,250
5E BP Science Classrooms Mod	\$1,599,805	\$1,599,805				\$1,599,805
5F BP Aquatics *T	\$7,500,000	\$500,619	\$2,381,340	\$4,618,041		\$7,500,000
6A SH Aquatics *T	\$4,411,481	\$4,411,481				\$4,411,481
6B SH Theater Modernization	\$4,902,105	\$757,238	\$3,682,024	\$462,843		\$4,902,105
6C SH Kitchen Modernization	\$500,000	\$117,159	\$22,800			\$139,959
6D SH Gym Modernization	\$3,598,214	\$3,598,214				\$3,598,214
6G SH Science Classrooms Mod	\$2,200,000	\$104,246	\$1,159,993	\$935,761		\$2,200,000
8A TR Aquatics *T	\$5,761,475	\$5,761,475				\$5,761,475
8B TR Theater Modernization	\$3,057,516	\$162,690	\$2,894,826			\$3,057,516
8C TR Traffic Flow	\$138,847	\$138,847				\$138,847
8E TR Gym Modernization	\$5,836,581	\$5,836,581				\$5,836,581
9A SO New Gym	\$16,522,341	\$14,462,118	\$2,060,223			\$16,522,341
9B SO Theater Modernization	\$1,788,968	\$1,788,968				\$1,788,968
9C SO Gym Modernization	\$2,125,000	\$60,272	\$109,451	\$1,955,277		\$2,125,000
9E SO Science Classrooms Mod	\$1,200,000	\$107,056		\$1,092,944		\$1,200,000
9F SO Aquatics Facility	\$5,500,000	\$1,484		\$5,498,516		\$5,500,000
Grand Total	\$186,321,272	\$114,480,063	\$24,156,057	\$38,822,455	\$3,349,710	\$180,808,285

Yellow = Projects Bidding

Green = Projects with possible extra funding

Red= Projects Completed

*T - 1.2 Million transfer from Developer Fees

February 9, 2021

February 5, 2021

Cashflow

Projects	Total Project Budget	2019/20	2020/21	2021/22	2022/23	Totals
2A Program Management	\$10,385,072	\$1,340,098	\$1,755,724	\$1,755,724	\$1,152,326	\$10,385,071
2B Security Cameras	\$1,275,919					\$1,275,919
2C Tech Infrastructure	\$3,197,562					\$3,197,562
2D Fullerton Auditorium	\$12,765,640	\$170,640	\$2,431,844	\$9,186,845		\$12,765,640
3A FH Stadium	\$9,725,642					\$9,725,642
3B FH Theater Modernization	\$3,997,758					\$3,997,758
3C FH Kitchen Modernization	\$395,000					\$395,000
3D FH New Gym	\$8,829,000	\$4,154,556	\$1,898,051	\$1,996,203		\$8,829,000
3E FU Elevator and Bridge	\$37,342					\$37,342
3G FH Science Classrooms Mod	\$1,400,000			\$1,313,580		\$1,400,000
3I FU Aquatics Facility	\$5,500,000			\$5,495,326		\$5,500,000
4A/4B LHHS New Theater/Stadium	\$31,096,347	\$3,866,371				\$31,096,347
4C LH Gym Modernization	\$2,749,953					\$2,749,953
4D LH Theater Modernization	\$1,250,000			\$1,226,260		\$1,250,000
4E LH Science Classrooms Mod	\$1,200,000			\$1,135,547		\$1,200,000
4H LH Aquatics	\$5,500,000	\$535,843	\$1,805,860	\$3,158,264		\$5,500,000
5A BP Stadium/Ag Classroom	\$16,345,804	\$1,663,223				\$16,345,804
5B BP Theater Modernization	\$4,561,290	\$5,393				\$4,561,290
5C BP Kitchen Modernization	\$500,000					\$500,000
5D BP Gym Modernization	\$3,061,250	\$109,277	\$2,661,524	\$86,264		\$3,061,250
5E BP Science Classrooms Mod	\$1,599,805					\$1,599,805
5F BP Aquatics *T	\$7,500,000	\$2,381,340	\$3,730,892	\$887,149		\$7,500,000
6A SH Aquatics *T	\$4,411,481					\$4,411,481
6B SH Theater Modernization	\$4,902,105	\$3,682,024	\$462,843			\$4,902,105
6C SH Kitchen Modernization	\$500,000	\$22,800		\$360,041		\$500,000
6D SH Gym Modernization	\$3,598,214					\$3,598,214
6G SH Science Classrooms Mod	\$2,200,000	\$1,159,993	\$823,245	\$112,516		\$2,200,000
8A TR Aquatics *T	\$5,761,475					\$5,761,475
8B TR Theater Modernization	\$3,057,516	\$2,894,826				\$3,057,516
8C TR Traffic Flow	\$138,847					\$138,847
8E TR Gym Modernization	\$5,836,581					\$5,836,581
9A SO New Gym	\$16,522,341	\$2,060,223				\$16,522,341
9B SO Theater Modernization	\$1,788,968					\$1,788,968
9C SO Gym Modernization	\$2,125,000	\$109,451	\$74,033	\$1,881,244		\$2,125,000
9E SO Science Classrooms Mod	\$1,200,000			\$1,092,944		\$1,200,000
9F SO Aquatics Facility	\$5,500,000		\$500,000	\$4,998,516		\$5,500,000
Grand Total	\$190,415,912	\$24,156,057	\$16,144,016	\$34,686,423		\$190,415,911

Yellow = Projects Bidding

Green = Projects with possible extra funding

Red= Projects Completed

*T - 1.2 Million transfer from Developer Fees

February 9, 2021

State Funding

PROJECT	OPSC APPLIC. NO.	STATE PROGRAM	DATE APPROVED / SUBMITTED TO STATE*	STATE GRANT APPROVED / ESTIMATED	DISTRICT MATCH REQUIRED	TOTAL PROJECT FUNDING	ESTIMATED APPORTION DATE ^[4]	ESTIMATED BOND SALE	ESTIMATED CASH TO DISTRICT	COMMENTS
Sunny Hills HS - Gym	57/66514-00-016	Modernization	2.26.20	\$2,501,201	\$1,667,467	\$4,168,668	10.28.20	Fall 2020 bond sale	Fund Release 12.3.20	
Troy HS - Gym	57/66514-00-017	Modernization	4.22.20	\$3,841,672	\$2,561,115	\$6,402,787	10.28.20	Fall 2020 bond sale	Fund Release 12.3.20	
Fullerton HS - Stadium Improvements	57/66514-00-018	Modernization	12.1.17	\$1,260,867	\$840,578	\$2,101,445	FY 2020/2021	Fall 2021 bond sale	Nov/Dec 2021	Assumes project goes to FEB SAB meeting
Sunny Hills HS - Auditorium ^[1]	57/66514-00-019	Modernization	4.17.18	\$98,847	\$65,898	\$164,745	FY 2021/2022			
Troy HS - Auditorium ^[2]	57/66514-00-020	Modernization	4.17.18	\$1,897,720	\$1,265,147	\$3,162,867	FY 2021/2022			
La Habra HS - Gym ^[3]	57/66514-00-021	Modernization	7.23.18	\$964,915	\$643,277	\$1,608,192	FY 2021/2022			
Fullerton HS - Fullerton Auditorium	51/66514-00-001	Seismic Mitigation	8.26.20	\$6,382,820	\$6,382,820	\$12,765,640	10.28.20	pending Fund Release		Fund Release submitted 1.20.21
Fullerton HS - Gym	58/66514-00-003	Facility Hardship	12.9.20	\$5,297,431	\$3,531,621	\$8,829,052	FY 2020/2021	Spring 2021 bond sale	Mar/Apr 2021	PIF submitted 12.10.20
SUBTOTAL				\$22,245,473	\$16,957,922	\$39,203,395				

* The projects with just italicized dates are now on OPSC's workload list. It is estimated that it will take approximately 1.5 to 2 years before the projects are reviewed and approved.

^[1] GBA has indicated the auditorium project contains a significant amount of ADA/FLS work required by DSA. Therefore, it may be advantageous to withdraw or reduce this application and submit the auditorium project if the state grant is significant enough.

^[2] After this project is submitted to OPSC, 101 pupil grants remain at the site equating to \$1.07 million in state grants.

^[3] I understand that there is a project in development for the auditorium which likely contains a significant amount of ADA & FLS work. If so, it may be advantageous to submit that project for state funding instead. If the ADA/FLS work required by DSA reaches at least \$568,000, the state grant would be \$1.15 million.

^[4] Assumes continuing sale of \$1.5 billion in bonds annually beginning FY2020/2021.

PROJECT	STATE GRANT APPROVED / ESTIMATED	DISTRICT MATCH REQUIRED	TOTAL PROJECT FUNDING	ESTIMATED APPORTION DATE ^[4]	ESTIMATED BOND SALE	ESTIMATED CASH TO DISTRICT	COMMENTS
Sunny Hills HS - Gym	\$2,501,201	\$1,667,467	\$4,168,668	10.28.20	Fall 2020 bond sale	Fund Release 12.3.20	
Troy HS - Gym	\$3,841,672	\$2,561,115	\$6,402,787	10.28.20	Fall 2020 bond sale	Fund Release 12.3.20	
Fullerton HS - Stadium Improvements	\$1,260,867	\$840,578	\$2,101,445	FY 2020/2021	Fall 2021 bond sale	Nov/Dec 2021	Assumes project goes to FEB SAB meeting
Sunny Hills HS - Auditorium ^[1]	\$98,847	\$65,898	\$164,745	FY 2021/2022			
Troy HS - Auditorium ^[2]	\$1,897,720	\$1,265,147	\$3,162,867	FY 2021/2022			
La Habra HS - Gym ^[3]	\$964,915	\$643,277	\$1,608,192	FY 2021/2022			
Fullerton HS - Fullerton Auditorium	\$6,382,820	\$6,382,820	\$12,765,640	10.28.20	pending Fund Release		Fund Release submitted 1.20.21
Fullerton HS - Gym	\$5,297,431	\$3,531,621	\$8,829,052	FY 2020/2021	Spring 2021 bond sale	Mar/Apr 2021	PIF submitted 12.10.20
SUBTOTAL	\$22,245,473	\$16,957,922	\$39,203,395				

Project Update

BPHS

- Gymnasium Modernization

BEFORE



February 9, 2021

PROGRESS




BPHS

- New Pool

BEFORE



AFTER



FUHS

- Gymnasium Demo

BEFORE Old Gymnasium



February 9, 2021

Old Gymnasium DEMO



FUHS

- New Gymnasium

PROGRESS



FUHS

- Team Room



Districtwide Solar

SHHS PROGRESS

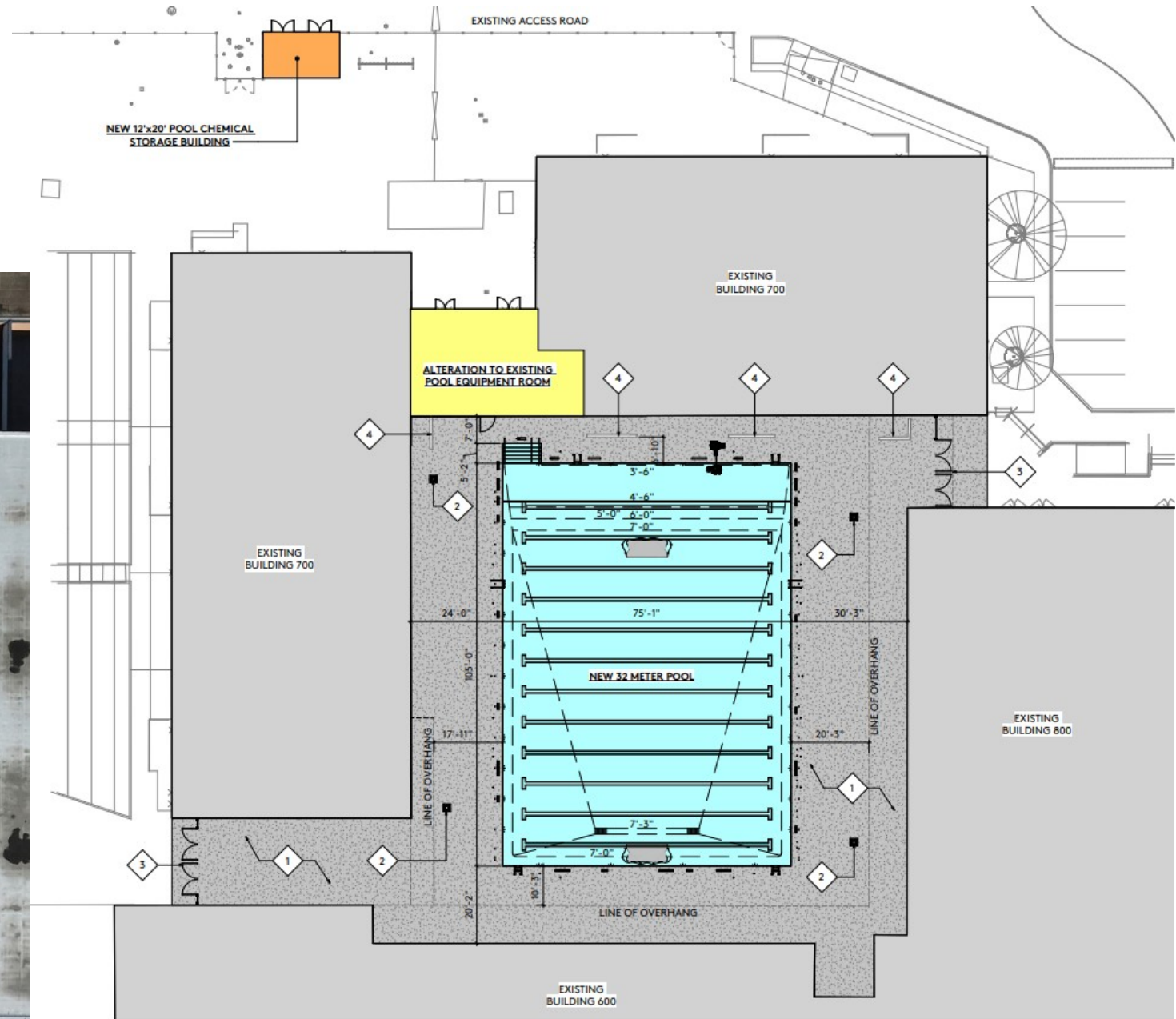



TRHS PROGRESS



SOHS

- New Pool *Rendering*



LHHS

- New Pool *Rendering*



Proposed Remaining Projects

- **LHHS**

- Theater Modernization
- Science Classrooms Modernizations
- Aquatics Facility

- **FUHS**

- Auditorium
- Kitchen Modernization
- Science Classrooms Modernization
- Aquatics Facility

- **SOHS**

- Gymnasium Modernization
- Science Classrooms Modernizations
- Aquatics Facility

- **BPHS**

- Kitchen Modernization

- **SHHS**

- Kitchen Modernization

Questions?