


La Habra High School

20/21 Parent Survey
Results




Total Survey Responses

983

Will your student attend in the fall?

Yes: 975

No: 8



Option for returning

Traditional: Student learning at-school for the entire school day.


School of Attendance	Strongly Opposed	Opposed	Neutral	Preferred	Highly Preferred
La Habra High School	10.07%	16.00%	18.85%	24.32%	24.40%

Hybrid: Student learning through BOTH at-school instruction and at-home distance learning. Hybrid times listed below.

School of Attendance	Strongly Opposed	Opposed	Neutral	Preferred	Highly Preferred
La Habra High School	18.56%	9.67%	22.24%	15.55%	15.19%

Distance Learning: Student learning at-home through online learning platform.

School of Attendance	Strongly Opposed	Opposed	Neutral	Preferred	Highly Preferred
La Habra High School	24.30%	14.86%	17.96%	7.74%	8.98%



Factors for returning

If a COVID-19 vaccine is readily available.				
School of Attendance	Not Important	Somewhat Important	Important	Very Important
La Habra High School	21.63%	18.88%	13.04%	13.97%
Staggered drop-off and pick-up times to reduce crowding.				
School of Attendance	Not Important	Somewhat Important	Important	Very Important
La Habra High School	14.99%	19.18%	19.96%	14.71%
Hand washing is regularly scheduled.				
School of Attendance	Not Important	Somewhat Important	Important	Very Important
La Habra High School	10.09%	14.74%	17.56%	16.55%
Enhanced cleaning.				
School of Attendance	Not Important	Somewhat Important	Important	Very Important
La Habra High School	6.64%	11.65%	16.63%	17.96%
Classroom seating is limited to maintain social distancing.				
School of Attendance	Not Important	Somewhat Important	Important	Very Important
La Habra High School	10.44%	21.86%	19.75%	16.12%
Staggered breaks and lunch times to reduce crowding.				
School of Attendance	Not Important	Somewhat Important	Important	Very Important
La Habra High School	14.42%	20.80%	19.15%	14.86%

Hybrid Choice

Hybrid Times - Half day at school - Half day remote learning. 5 days a week.					
School of Attendance	Strongly Opposed	Opposed	Neutral	Preferred	Highly Preferred
La Habra High School	12.17%	15.72%	20.22%	15.36%	18.98%
4 full days at school; 1 day of remote learning.					
School of Attendance	Highly Preferred	Neutral	Opposed	Preferred	Strongly Opposed
La Habra High School	15.04%	18.64%	15.66%	19.00%	11.08%
3 full days at school; 2 days of remote learning.					
School of Attendance	Strongly Opposed	Opposed	Neutral	Preferred	Highly Preferred
La Habra High School	13.49%	19.66%	18.36%	14.26%	13.45%
2 full days at school; 3 days of remote learning.					
School of Attendance	Strongly Opposed	Opposed	Neutral	Preferred	Highly Preferred
La Habra High School	15.15%	18.21%	16.69%	15.26%	12.11%
1 full day of school; 4 days of remote learning.					
School of Attendance	Strongly Opposed	Opposed	Neutral	Preferred	Highly Preferred
La Habra High School	16.15%	19.88%	13.23%	14.22%	11.23%