

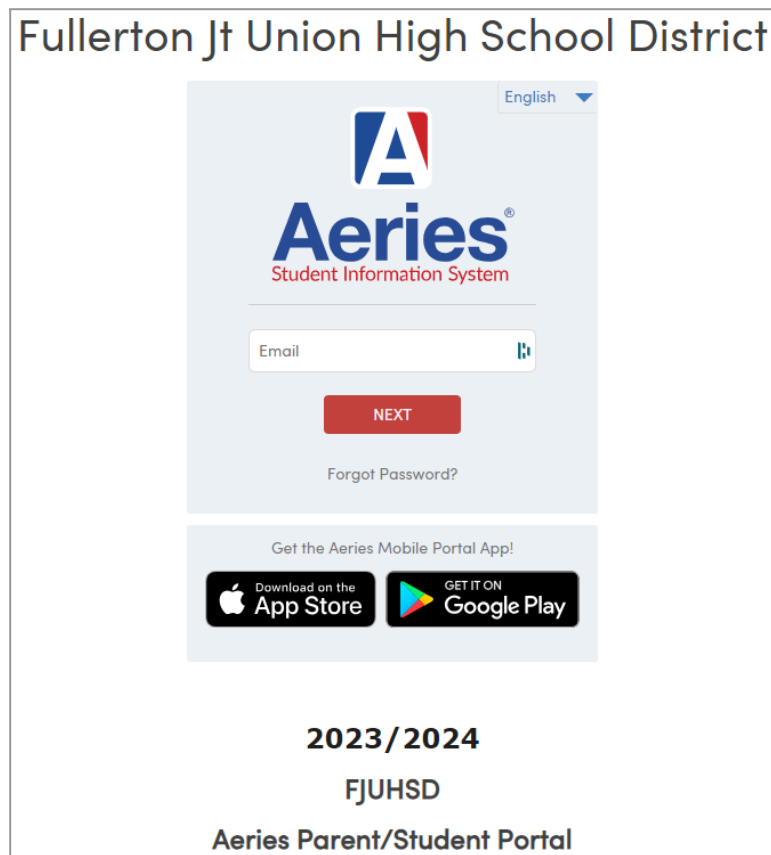


Fullerton Joint Union High School DATA CONFIRMATION



The Aeries Parent Data Confirmation function lets parents or guardians easily update student details, contacts, and medical information, view and agree to school policies, upload documents, and keep authorization information up to date.

To begin the Aeries Parent Data Confirmation process, you will first navigate to the Aeries Parent Portal website and log in to your Aeries Portal account.

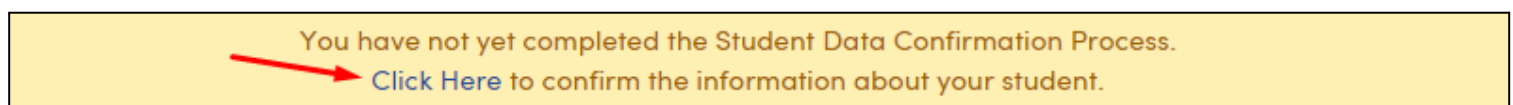


<https://mystudent.fjuhsd.org/Parent/LoginParent.aspx>

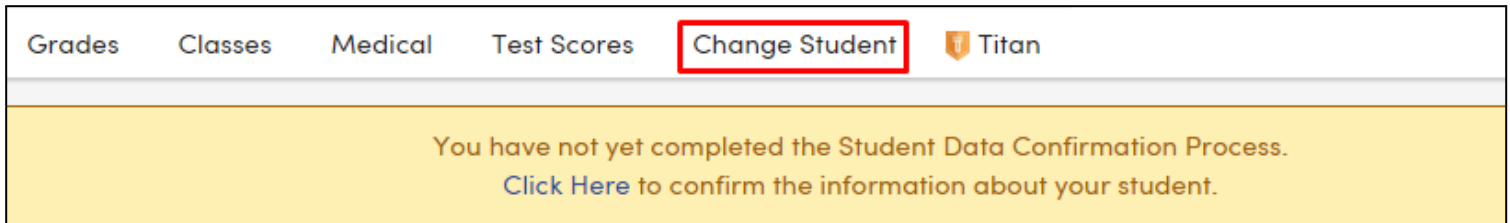
Once you've successfully logged into your Aeries Portal account, depending on which view you have, a notification window appears on your Home page, indicating that “You have not yet completed the Student Data Confirmation Process.”

OLD Portal View

If your Aeries Portal is set up with the old view, You will see this notification at the top of your page. To begin the process, you will choose the [Click Here](#) link.

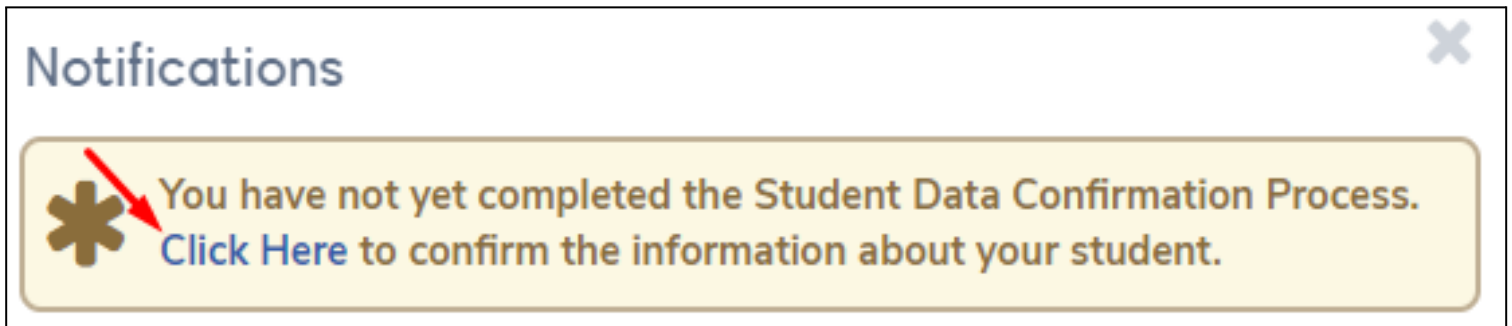


You will need to complete data confirmation for each of your students enrolled with Fullerton Joint Union High School District. To choose your student(s) account, click on the tab named “[Change Student](#)”, located at the top of your portal. Select the student to complete data confirmation for.



NEW Portal View

If your Aeries Portal is set up with the new view, you will see the notification at the bottom of your page. To begin the process, you will choose the [Click Here](#) link.



You will need to complete data confirmation for each of your students enrolled with Fullerton Joint Union High School District. To choose your student(s) account, click on the drop down arrow located in the top left of your portal. Select the appropriate student to complete data confirmation for.

