

# PRESENTING YOURSELF ON THE UC APPLICATION

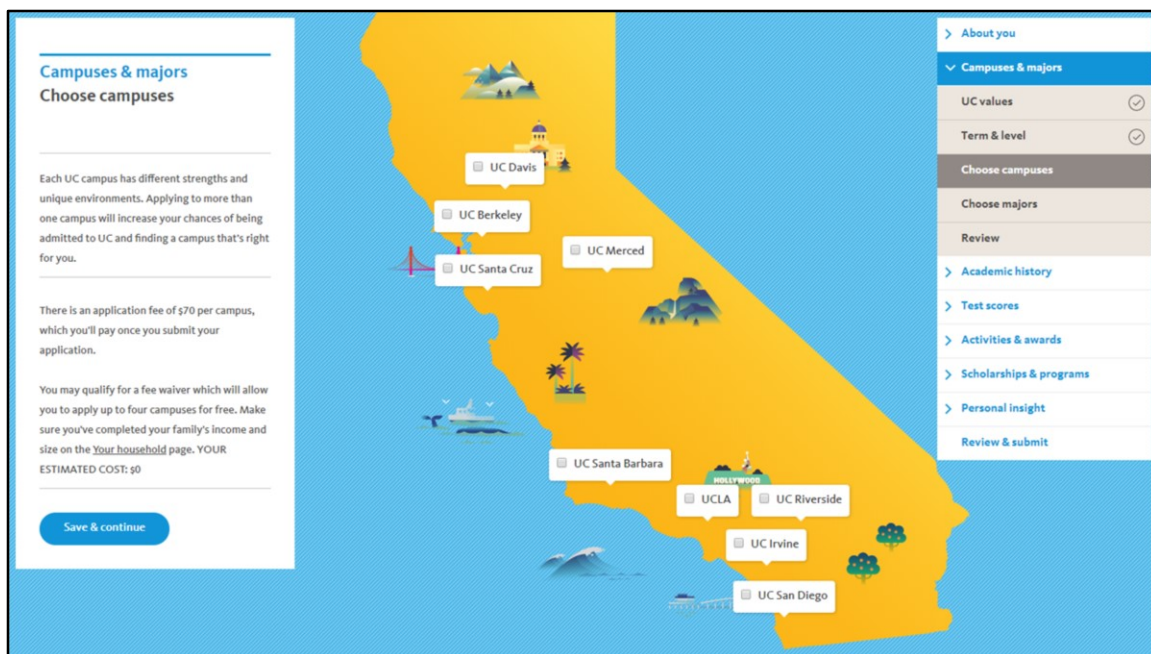
---

Freshman

2021-2022

UNIVERSITY  
OF  
CALIFORNIA





This is a screen shot of the application showing the locations of the campuses. The map will display dependent on the resolution and screen size of the computer or mobile device.

The UC is one of the largest university systems in the world offering undergraduate and graduate programs on campuses located across the state.

#### Additional Notes for reference:

Campuses with medical centers:

UC Davis  
UC Irvine  
UCLA  
UC San Diego  
UC San Francisco

Campuses with schools of law:

UC Berkeley  
UC Davis  
UC Irvine  
UCLA  
UC Hastings College of Law (located in San Francisco)

## Application timeline

August 1	UC application opens
November 1-30	Submit UC application online
February-March	Notification of admission decisions
May 1	Statement of Intent to Register (SIR) deadline
May-June	Waitlist admission notification



- **Fall Admission Application:** Opens August 1. For other terms (winter/spring) go to: <https://admission.universityofcalifornia.edu/how-to-apply/dates-deadlines/>
- **Application Submission:** between November 1 and 30. Applicants must meet the deadline; late applications are rarely accepted.
- **Admission Decisions:** Campuses may begin to admit students as early as February 1, but most students will receive notification of admission via the campus' applicant portal during the month of March.
- **Waitlist Offers:** Some students may receive an offer to be placed on a waitlist at one or more campuses. If a waitlist offer is extended, applicants must respond by the stated deadline. UC campuses very rarely make exceptions for a late response.
- **Guarantee of Admission:** In mid-April, applicants who were identified as being in the Top 9% Statewide or Top 9% Local Context (ELC) and met/will meet all admission requirements, *but were not offered admission to any campus at which they applied*, will be sent an email message if another campus has space available to offer them a place. Guaranteed admission is only for California resident students in California high schools.
- **Statement of Intent to Register:** May 1 is the deadline to submit the Statement of Intent to Register (SIR) (accept an offer of admission) to **ONLY ONE** UC campus for all freshman admits who received an offer by April 1. Admit offers received after April 1 will include a corresponding SIR deadline. The SIR deposit is \$250.
- **Waitlist Decisions:** Early May to early July, campuses will notify applicants who accepted a place on the waitlist of the final decision on their application.



## Before you start

### Before you apply

To get ready for the application, you should visit our [admissions website](#). There you'll find everything you need to know about applying to UC, including:

[Freshman admissions](#)

[Transfer admissions](#)

[Applying as an international student](#)

[How to apply for financial aid](#)

[Campus programs and contact information](#)

[Application tips, guides and worksheets](#)

### Stay connected

Follow us on Twitter, and keep up to date with the latest application tips, reminders and deadlines.



follow @UC\_Apply

UNIVERSITY  
OF  
CALIFORNIA

## Before you start



UNIVERSITY  
OF  
CALIFORNIA

### BE PREPARED

- Consider your major and campus options
- Get an unofficial copy of your transcripts
- Write your responses to the Personal Insight Questions
- Create a document outlining all your activities, awards and work/volunteer experience

- Begin preparing for the application now – don't wait until November.
- Students should research the campuses now and apply broadly across the system.
  - Learn about the majors offered and all the types of courses needed to earn the UC degree to be fully informed about graduation requirements and plan how long it may take to graduate.
  - Some majors have different names across the system, and may be located in different departments.
  - Some majors are not open to freshman applicants, or for every term.
- Gather materials that will be needed: transcripts/academic records, list of current and planned courses, awards and honors, volunteer program timelines and hours, employment timeline and hours, etc.
- Responses to the personal insight questions are important.
  - Write responses early; refer to UC's online resources for writing tips, a worksheet, and a video to help get started.

## Importance of accurate details

Statement of application integrity

Academic history

Activities, awards, work experience, community service

Personal Insight Questions

Verification of application information



Students must thoroughly complete all sections of the application and do so accurately. This is the student's opportunity to tell the admission staff about personal details that make each applicant unique.

Begin by reading the **Statement of Application Integrity**. Click on the link on the log-in page for the application, or go to:

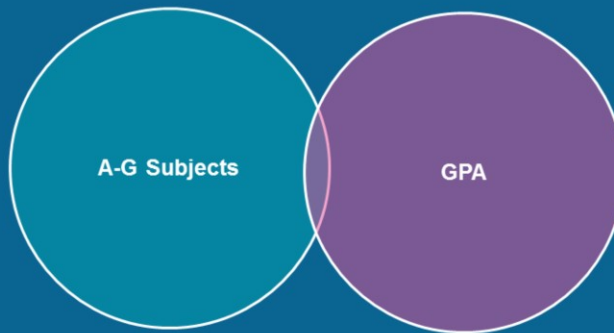
<https://admissions.universityofcalifornia.edu/docs/StatementOfIntegrity.pdf>

### **Accuracy of Details:**

- **Academic History:** MUST be accurately reported--all enrollment, every school/college, all courses and grades (even/especially if a course was repeated). If a student accepts an offer of admission, UC requires official academic records to verify the information reported.
- **"Additional Comments"** box in the Academic History section can be used to provide detailed information or explanations about specific academic issues – declining grades, course selection issues, etc.
- **Activities/Awards:** Applicants should not exaggerate or fabricate awards or activities because the information submitted is subject to verification.
  - In fact, UC does verify information that students report on the application. It is critical that students do not misrepresent or falsify information, as this is a serious offense and will result in serious consequences. Honesty is the best policy.



## Requirements



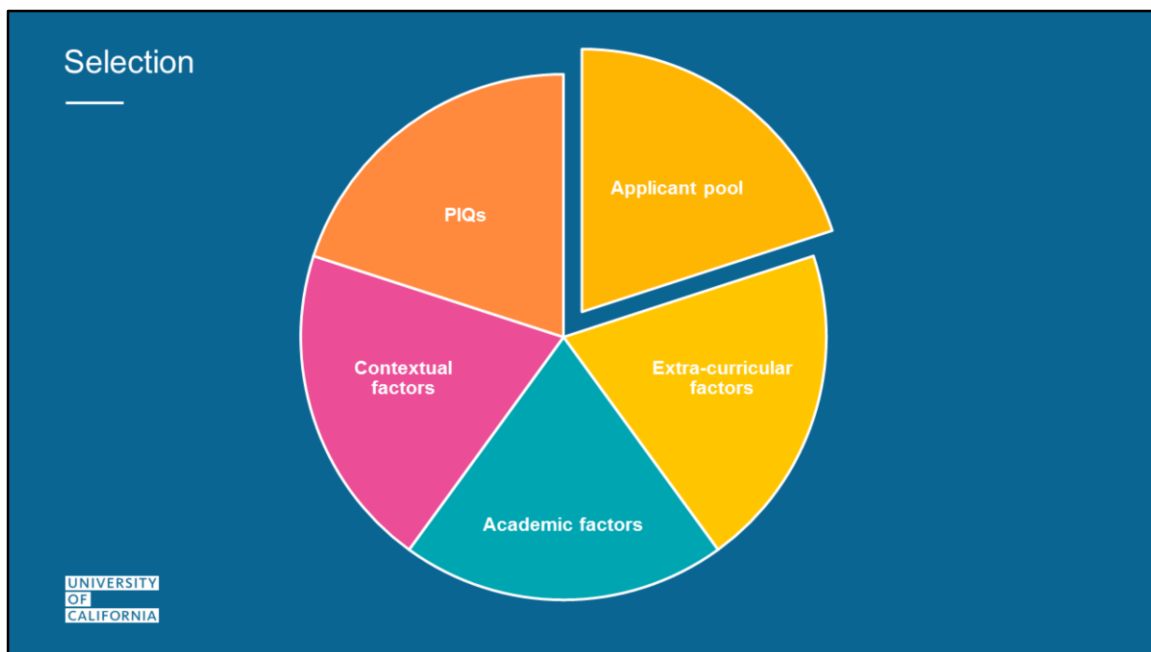
UNIVERSITY  
OF  
CALIFORNIA

To qualify for freshman admission, students must meet UC's subject and GPA requirements:

- **Subject requirements**
  - Complete a specified pattern of college preparatory coursework known as the A-G pattern:
    - History/Social Science (A-requirement): 2 years
    - English (B-requirement): 4 years
    - Math (C-requirement): 3 years
    - Science (D-requirement): 2 years
    - Language other than English (E-requirement): 2 years
    - Visual and Performing Arts (F-requirement): 1 year
    - College-prep Electives (G-requirement): 1 year
  - Please note that these are the minimum number of courses needed; most applicants present additional courses in many of these areas. In order to be a more competitive applicant, we encourage the completion of additional approved courses in as many subject areas in which you are interested and/or as are available to you.
  - The UC approved (A-G) course list for California high schools can be found at: (<https://hs-articulation.ucop.edu/agcourselist>). [Note: UC does **not** review/approve courses from **outside of California**; nonresidents can however select any CA list to gain a sense of the types of courses acceptable to UC.]
- **GPA requirement**
  - Earn a minimum GPA of 3.0 in all A-G courses
  - We calculate your GPA on all of your sophomore and junior year A-G courses completed with letter grades, including courses completed in summers after 9<sup>th</sup>, 10<sup>th</sup> and 11<sup>th</sup> grades; not just on the minimums.
  - Nonresidents of CA need a minimum 3.4 GPA.

**UC will not consider SAT or ACT test scores when making admissions decisions or awarding Regents and Chancellor's scholarships. If you choose to submit test scores as part of your application, they may be used as an alternative method of fulfilling minimum requirements for eligibility, or for course placement after you enroll.**





Campuses use multiple factors when selecting students. The way in which campuses select students varies, and it is to the student's advantage to include as much information as possible on the application. Admission representatives want to know about the experiences, accomplishments, and challenges of every applicant.

Students should feel free to discuss their roles and responsibilities at work or in community service, share their stories in their PIQ responses, and talk about their educational journey. This is because every student is considered in the context of their own environment which includes, but is not limited to, school, family and geographic region. Students are also considered within the context of the applicant pool for each campus.

Each campus will complete their own individual review of the application independently of one another, which means that they're going to review the information in the application and select students without asking what the other campuses have decided. San Diego will not call Irvine and ask if they have admitted a certain student. Each campus selects students independently.

## Comprehensive review

### CRITERIA INCLUDE:

- Academic Achievement
- Personal and School Context
- Special talent
- Life challenges
- Special circumstances



In general, campuses are looking for well qualified students who have taken advantage of the educational opportunities presented to them both inside and outside of the classroom.

The faculty-approved comprehensive review criteria are:

- Grade-Point Average
- Courses Completed/Planned
- Honors Courses
- Top 9% Local Context (ELC)
- Quality of Senior-Year Program of Study
- Academic Opportunities in California high schools
- Performance in Academic Subject Areas
- Achievements in Special Projects
- Improvement in Academic Performance
- Special Talents, Achievements, and Awards
- Participation in Educational Preparation Programs
- Academic Accomplishment Within Life Experiences
- Geographic Location

Campuses will also look at a student's achievement within the context of their educational environment and the resources and opportunities that were available to them. This is found in a number of areas of the application, not just in responses to the personal insight questions.

For more information on comprehensive review, please see:

<https://admission.universityofcalifornia.edu/counselors/freshman/comprehensive-review/>



## The basics

### Statement of application integrity

We want all applicants to present themselves in the best possible light on their application, and we encourage applicants to seek help from friends, parents, counselors and teachers. However, UC expects all applicants to complete their own application material and ensure all information in the application is complete, accurate and truthful.

[Statement of integrity PDF](#)

### UC immunization requirements

UC requires all incoming students to be screened for tuberculosis and vaccinated for measles, mumps, rubella, chicken pox, meningococcus, tetanus and whooping cough.

[UC immunization requirements PDF](#)

### System Requirements ★

Supported browsers:

Internet Explorer 11

Microsoft Edge 88

Firefox 85 or newer

Chrome 88 or newer

Safari 12 or newer

Browser settings:

JavaScript and Cookies must be enabled

[Berkeley](#) [Davis](#) [Irvine](#) [UCLA](#) [Merced](#) [Riverside](#) [San Diego](#) [Santa Barbara](#) [Santa Cruz](#)

Pursuant to section 502 of the California Penal Code, unauthorized access to applicant information will be prosecuted to the full extent of the law.

© The Regents of the University of California | [Privacy Policy](#) | [Terms of use](#)



## Browser recommendations

The UC online application functions with the following browser versions: Microsoft Edge 88, Firefox v85 or newer, Internet Explorer 11, Chrome 88 or newer, and Safari 12 or newer.

## JavaScript and cookies

Our application uses JavaScript web page functionality and requires cookies. Please make sure JavaScript and cookies are enabled on your browser.

## Security

Because it's important to protect the information you provide, the online application is extremely secure — so secure, in fact, that older browsers are not equipped to handle our level of encryption. Please download one of the browser versions listed above to ensure maximum security.

## Responsive

The application is mobile friendly so you can use your tablets and other devices.

## 20-minute timeout for security

After 20 minutes of inactivity, the system will time out.

## Character counts

All descriptions and PIQ responses have character counts to show remaining available space.

## Save and Continue

In order not to timeout, you will need to click save and continue. If you do not, any information you've entered since the last save will be lost.

## Create an account


### EMAIL

You will continue to use this email throughout the UC application process so choose an email you use frequently!

### PASSWORD

Keep your password secure. It must include:

- Upper and lower case letters
- A number
- A special character



## Create an account

Email address \*

Confirm email address \*

Password \* [Show password](#)

Your password must contain:

- 8 to 30 characters

And meet at least three of the following requirements:

- An English lowercase letter (a-z)
- An English uppercase letter (A-Z)
- A number between 0-9
- A special character: !@#\$%^&\*+~.-

The University of California uses the information requested on the application to process your application for admission, scholarships, and statistical analysis and reporting. Please see our [Privacy Policy](#) for more details.

☐ By checking this box, you are confirming that you have read and agree to our [Terms of Use](#).

Create account

### Create Your Account

- New users must enter a unique e-mail address and password
- Students should use an email account they will check AFTER graduation as well (preferably not a school email address)
- Applicants will use this same account if they apply again in the future
- If the student's family has multiple applicants or has future applicants, different e-mail addresses must be used for each applicant
- Passwords must be at least eight characters (and must include a combination of uppercase and lowercase letters, numbers, and symbols/special characters)
- Create a secret question/answer combination that will be easily remembered
- Be sure to keep login information safe
- Once "Create a New Account" is complete, an e-mail confirming the start of your application will be sent
- Campuses use e-mail to send critical, time-sensitive correspondence to applicants, so provide an e-mail address that is checked regularly and will be kept until enrolling in college
- Remember to adjust e-mail filters to accept mail from UC addresses

### Review

- Statement of Integrity **before** starting the application
- Common questions/answers for each page by clicking the "Help" button
- List of Closed Majors: <https://admission.universityofcalifornia.edu/campuses-majors/majors/>

### Log In

- First-time users start by clicking "New Account"
- On return visits, enter e-mail and password information under "Sign In"



## Creating the application

You're one step closer to starting your application.  
Before you begin, please tell us when you'd like to join the UC community. \* required

---

**When do you hope to start at the University of California? \***

☐ Winter Quarter/Spring Semester 2022

☐ Spring Quarter 2022

☒ Fall Quarter/Semester 2022

---

**Your application level: \***

☒ Freshman  
I'm currently in high school.  
- OR -  
I've graduated from high school, but have not enrolled in a regular session (non-summer) at a college or university. ⓘ

☐ Transfer  
I've graduated from high school and am enrolled in a regular session (fall, winter or spring) at a college or university. ⓘ

☐ Other  
I already have a degree (B.A. or B.S.) or I'm not working toward a UC degree.

[Save & continue](#)



**Level:** Students must select the appropriate level for which they are applying.

- A freshman applicant is currently in high school or has graduated from high school, but has not enrolled in a regular session at a college or university after high school graduation (with the exception of the summer term immediately following high school graduation).
- A student who has enrolled in a regular term (fall/winter/spring) at a college or university after graduating from high school should apply as a transfer student.
- Middle college and dual enrollment students are considered freshman applicants since they have not graduated from high school with a diploma or GED.

**Note:**

If students want to refer to a prior application, the option to do so appears on this screen.



## Navigating the application



UNIVERSITY  
OF  
CALIFORNIA

### ▼ About you

#### Personal information

Contact information

Citizenship & residency

Demographics

Your background

Your household

Parent information

Review

> Campuses & majors

> Academic history

> Test scores

> Activities & awards

> Scholarships & programs

> Personal insight

Review & submit

The navigation bar is on the right side of the screen. Students can complete the application in any order, but should complete the About You section first as it contains conditional logic which will be used throughout the application.

## About you – preferred name

### What is your name?

We'd like to know your legal name - the name that appears on official documents, like your birth certificate, passport or driver's license - and your preferred name, if you have one. A preferred name is the name you wish to be known or identified by that is different than your legal name.

First/Given name \*

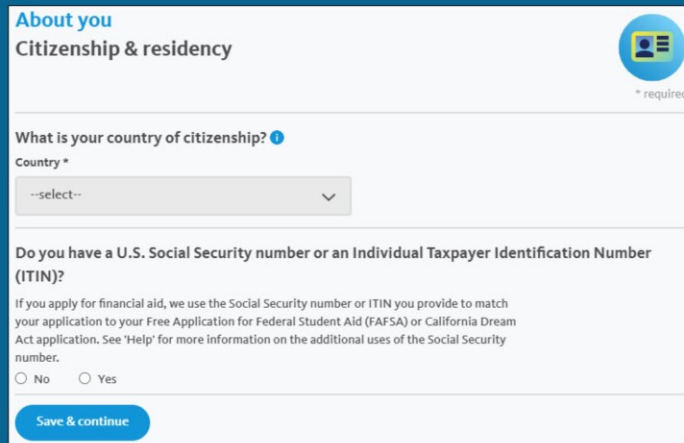
Middle name

Last / Family / Surname \*

Suffix

Preferred first name <sup>1</sup>

## About you – citizenship & residency



The screenshot shows a web form titled 'About you' with the subtitle 'Citizenship & residency'. In the top right corner, there is a blue circular icon with a person silhouette and a list icon, with the text '\* required' below it. The first question is 'What is your country of citizenship?' with a blue information icon. Below it is a label 'Country \*' and a grey dropdown menu with '--select--' and a downward arrow. The second question is 'Do you have a U.S. Social Security number or an Individual Taxpayer Identification Number (ITIN)?'. Below this is a paragraph of text: 'If you apply for financial aid, we use the Social Security number or ITIN you provide to match your application to your Free Application for Federal Student Aid (FAFSA) or California Dream Act application. See 'Help' for more information on the additional uses of the Social Security number.' Below the text are two radio buttons: 'No' and 'Yes'. At the bottom of the form is a blue button labeled 'Save & continue'.

UNIVERSITY  
OF  
CALIFORNIA

### Citizenship

- Applicants must select a country of citizenship from the country drop-down menu.
- Those who choose a country other than the United States will have follow-up questions on permanent residency and/or visa status.

### Undocumented Students

- For country of citizenship, select “No Selection” and follow the directions for the SSN below.

### Social Security Number (SSN)

- All applicants who have a social security number (SSN) are required to enter it.
- **Deferred Action for Childhood Arrivals (DACA) participants and Undocumented students:**
  - Enter a valid SSN, SSN for work purposes, or ITIN if available. Otherwise, leave it blank.
- If an applicant does not have an SSN, he/she may skip that item.
- We use the SSN to accurately and reliably merge test scores (if submitted)



and the federal financial aid application with the admission application.

- SSN, SSN for work purposes and ITIN numbers are encrypted and kept secure.

## About you – citizenship & residency



New this year!

UNIVERSITY  
OF  
CALIFORNIA

**About you**  
Citizenship & residency

What is your country of citizenship? ⓘ  
Country \*  
United States

Do you have a U.S. Social Security number or an Individual Taxpayer Identification Number (ITIN)?  
If you apply for financial aid, we use the Social Security number or ITIN you provide to match your application to your Free Application for Federal Student Aid (FAFSA) or California Dream Act application. See "Help" for more information on the additional uses of the Social Security number.  
☐ No ☐ Yes

Are you an enrolled member of an American Indian or Alaska Native tribe (U.S.)?  
☐ No ☐ Yes

California residency for admission purposes  
It's important for us to know your residency because UC has different admission criteria for California and non-California residents.  
By the time you attend UC, will you have graduated from a California high school? \* ⓘ  
☐ No ☐ Yes

Save & continue

### Citizenship

- Applicants must select a country of citizenship from the country drop-down menu.
- Those who choose a country other than the United States will have follow-up questions on permanent residency and/or visa status.

### Undocumented Students

- For country of citizenship, select "No Selection" and follow the directions for the SSN below.

### Social Security Number (SSN)

- All applicants who have a social security number (SSN) are required to enter it.
- **Deferred Action for Childhood Arrivals (DACA) participants and Undocumented students:**
  - Enter a valid SSN, SSN for work purposes, or ITIN if available. Otherwise, leave it blank.
- If an applicant does not have an SSN, he/she may skip that item.
- We use the SSN to accurately and reliably merge test scores (if submitted)


and the federal financial aid application with the admission application.

- SSN, SSN for work purposes and ITIN numbers are encrypted and kept secure.

## About you – citizenship & residency for non-US citizens

About you

Citizenship & residency

  
\* required

What is your country of citizenship? ⓘ

Country \*


India ▼

What will your citizenship status be on the date you submit this application? \*

☐ Legal U.S. permanent resident (green card) ⓘ

☐ Refugee

☐ Non-immigrant/foreign visa (you have a visa or will be applying for one)





Do you have a U.S. Social Security number or an Individual Taxpayer Identification Number (ITIN)?

If you apply for financial aid, we use the Social Security number or ITIN you provide to match your application to your Free Application for Federal Student Aid (FAFSA) or California Dream Act application. See 'Help' for more information on the additional uses of the Social Security number.

☐ No ☐ Yes


Save & continue

## About you - household

### About you

#### Your household



\* required

This section helps us get a better understanding of your parents, legal guardians or those who support you at home.

---

**Your home address**

This is the permanent home address you entered on the contact information page. We'll refer to it in the next few questions. ⓘ

123 Main St.  
 San Ramon  
 California 94583

**Who lives with you at your permanent home address?**

Please provide information about your parents who live at this address. Your parents can be your biological or adoptive parents, stepparents or legal guardians.

☐ One Parent ⓘ  
☐ Two Parents ⓘ  
☐ Legal guardian(s) ⓘ  
☐ Other

**What was the total income earned in 2020 by your parents or legal guardians? ⓘ**

We may use this information to help us determine if you're eligible for certain outreach programs, scholarships, and the application fee waiver. This information is not used for financial aid.

Income

\$  .00

**How many people were supported by this income? ⓘ**

Number of people

[Save & continue](#)

## Family Size and Income

- Information about a student's parent(s)/legal guardian(s)' education, income, and family size is used to provide contextual information about the home environment and to determine eligibility for the application fee waiver.
- For more information, students can click on the "I" icon.
- This information is **not** used to determine residency status or eligibility for financial aid.



## About you - parents

### Parent household information

Providing information about your parents gives us more insight into your family life. Which parents you choose to tell us about is entirely up to you and your unique situation. Do you have two parents? One parent? A mother, father and stepmother and stepfather? Unlike the previous questions about your main household, you're not limited to telling us about your parents at just one home. If relevant, you can tell us about your parents who live at different addresses.

#### Parent

Reset All

What is this parent's relationship to you?

-- select --  
-- select --  
Father  
Mother  
Stepfather  
Stepmother  
Legal guardian  
Other



What is this parent's highest level of education?

Level


-- select --  
-- select --  
No high school  
Some high school  
High school graduate  
Some college/University  
Two-year college/University graduate  
Four-year college/University graduate  
Postgraduate study

UNIVERSITY  
OF  
CALIFORNIA

Entering parental information and their relationship to students helps campus admission staff better understand the family context of applicants. Students can enter up to 2 parents or guardians.



## Campuses & majors - category



UNIVERSITY  
OF  
CALIFORNIA

Browse by: College **UNIVERSITY**

☐ show closed majors

- > Agriculture, Natural Resources and Environmental Studies
- > Architectural and Environmental Design and Planning
- > Art - Applied, Fine, Performing and Art History
- > Biological and Life Sciences
- > Business and Management
- > Communication
- > Engineering and Computer Science
- > Ethnic and Area Studies
- > Foreign Language and Literature
- > Health Professions
- > Humanities
- > Mathematics
- > Physical Sciences
- > Social Sciences
- > Undeclared, Special Programs, and Other

This is the view for selecting campuses and majors by Category.

## Campuses & majors - college



UNIVERSITY  
OF  
CALIFORNIA

### Campuses & majors Choose majors



\* required

UC Riverside

Selected major  
Environmental Sciences, B.A./B.S. [Delete](#)  
Selected alternate major  
Earth Sciences, B.S. [Delete](#)

Browse by: **College** Category

☒ show closed majors

- > College of Humanities, Arts, and Social Sciences
- > College of Natural and Agricultural Sciences
- > Graduate School of Education
- > School of Business
- > School of Public Policy
- > Marlan and Rosemary Bourns College of Engineering

Save & continue

Cancel

Students can select the College view to see majors grouped within colleges. College view is the default view.

## Campuses & majors - alternates



UNIVERSITY  
OF  
CALIFORNIA

Business and Management

Business Administration, B.A.

Major

Alternate major

The Paul Merage School of Business

Accounting

Finance

Information Systems

Marketing

Operations and Decision Technologies

Organization and Management

Business Economics, B.A.

Major

Alternate major

School of Social Sciences

Business Information Management, B.S.

Major

Alternate major

Interdisciplinary Studies

Economics, B.A.

Major

Alternate major

School of Social Sciences

Quantitative Economics, B.A.

Major

Alternate major

School of Social Sciences



Students can select both a major and an alternate major, if available (alternate majors are not available at every campus).


If a campus is unable to offer the applicant a place in the first-choice major, they may consider them for an alternate major—be sure the alternate major is in a subject area that the student really wants to study (and in some cases, it should be in a different area of study than the primary major).

Note that not all campuses will consider students for an alternate major, and that some campuses may have restrictions on changing majors once admitted to that major.

This is an example from UCI.

## Ranking UC San Diego colleges

Campuses & majors
Rank colleges


**UC San Diego college ranking \***

When we ask you to “rank” the colleges, we’re asking you to state your preference for college assignment, should you be offered admission to San Diego. [Learn more about UC San Diego’s college system.](#)

Your rankings will **not** affect the evaluation of your application or your major selection.

Instructions: To re-order the list below, select a college and drag and drop it into a new position. You can also click on the arrows to reposition the colleges. Transfer applicants should not place Seventh College at the top of their college rankings.

Rank	College	
1	Earl Warren College	▼
2	Eleanor Roosevelt College	▼ ▲
3	John Muir College	▼ ▲
4	Revelle College	▼ ▲
5	Seventh College	▼ ▲
6	Sixth College	▼ ▲
7	Thurgood Marshall College	▲

Save & Continue
Cancel

## San Diego Colleges

- If a student is applying to UC San Diego, they must rank the colleges in order of preference to have the best chance of assignment to the college of their choice
- The order of ranking of colleges does not affect the chances for admission to UC San Diego
- Boxes to rank the colleges only appear once the student clicks the “Learn more about UCSD college system” link (opens a pop up window). Students should carefully read the information provided to understand the *“theme”* of each college at UC San Diego.





## 7<sup>th</sup> & 8<sup>th</sup> math



UNIVERSITY  
OF  
CALIFORNIA

Did you take any high school-level math courses in 7th or 8th grade?

☐ No ☒ Yes

You can select information about the course below. If you took more than one course in 7th or 8th grade, click the "Add another course" button. Remember, you should enter these courses only if you earned a grade of C or better.

Course name \*

-- select --

- select --
- Algebra I
- Geometry
- Algebra II
- Algebra II/Trigonometry
- Advanced Functions
- Mathematics I
- Mathematics II
- Mathematics III
- Trigonometry
- Pre-Calculus
- Statistics
- Calculus
- Discrete Math
- Finite Math
- Other Advanced Math

Term period \*

-- select --

- select --
- Full year
- Less than full year

Delete

### **Seventh/Eighth Grade**

- 7<sup>th</sup> & 8<sup>th</sup> grade courses do not need to appear on the high school transcript.
- Math and Language other than English (LOTE) are the only subject areas that can be met by course work in middle school.
- UC will accept a geometry course completed in middle school.

## 7<sup>th</sup> & 8<sup>th</sup> LOTE



UNIVERSITY  
OF  
CALIFORNIA

Did you take any courses in a language other than English in 7th or 8th grade?

☐ No ☒ Yes Clear

You can enter information about the course below. If you took more than one course, click the "Add another course" button. Remember, you should enter these courses only if you earned a grade of C or better.

Course name *	Term period *	Course category *	Language *
<input type="text" value="Course name *"/>	-- select -- Full year Less than full year	-- select -- Yr 1 Lang Other Than English Yr 2 Lang Other Than English Yr 3 Lang Other Than English Yr 4+ Lang Other Than English	-- select -- American Sign Language Arabic Armenian Chinese Farsi Filipino French German Greek Hebrew Hindi Hmong Italian Japanese Khmer Korean Latin Other Language Portuguese

+ Add another course Delete

### **Seventh/Eighth Grade**

- 7<sup>th</sup> & 8<sup>th</sup> grade courses do not need to appear on the high school transcript.
- Math and Language other than English (LOTE) are the only subject areas that can be met by course work in middle school.
- UC will accept a geometry course completed in middle school.

## High school attended



UNIVERSITY  
OF  
CALIFORNIA

### Where did you attend high school? \*

☒ In California ☐ Outside California (in the U.S.) ☐ Outside the U.S.

Specialized curriculum (only select if applicable to you)

☐ Home school  
☐ Independent study

### Search for high school

Enter your school's name, city, or the school code. ⓘ

Madison


Search

Search results for: MADISON

Showing 1 to 4 of 4 entries

School name	City	School code	
JAMES MADISON HIGH SCHOOL	SAN DIEGO	052853	<button>SELECT</button>
MADISON EVENING HIGH	SAN DIEGO	052854	<button>SELECT</button>
MADISON HIGH SCHOOL	ESPARTO	051932	<button>SELECT</button>
MADISON PARK ACADEMY	OAKLAND	054768	<button>SELECT</button>



### Can't find your school?


- Make sure you have selected the correct location (In California, Outside California or Outside the U.S.).
- Check for any misspellings.
- Try entering just the unique words in the school name leaving out words such as high school, academy, charter, saint or abbreviated words like ST and HS.
- Use the [College Board](#)  site to search for your school code.
- If you are home schooled or in an independent study program, enter the school that would grant your high school diploma.

## High School Attendance

- Remember to list every school attended beginning with 9<sup>th</sup> grade, even if 9<sup>th</sup> grade was considered “middle school.”
- Students can select a specialized curriculum on this screen.
- Students can search for their schools by name, city or by CEEB code.
- If students can't find their school, it can be added by typing the full name of the school and clicking “Add”

## High school attended

Academic history


### High school information

Below you'll need to tell us some basic information about this high school and when you attended it.

**MADISON HIGH SCHOOL**  
**ESPARTO, CA**  
 School code: 051932

**Specialized curriculum (if associated with this school)**

☐ Career Pathway / Academy  
☐ International Baccalaureate  
☐ Magnet  
☐ Other

**When did you attend this high school? \***

Start date: --select-- --select--  
 End date: --select-- --select--

**What is this school's grading system? \***

☐ A B C D F  
☐ 0-100 (U.S.)  
☐ 1-7 Int'l Bacc.  
☐ Other

**What is this school's term system? \***

☐ Full year (1 final grade per year)  
☐ Semester (2 final grades per year)  
☐ Trimester (3 final grades per year)  
☐ Quarter (4 final grades per year)

**Is this the school you will graduate from? \***

☐ No ☐ Yes

## High School Attendance (continued)

- Enter the dates of attendance.
- Students can also choose a specialized curriculum on this screen.
- If this is the same school the student is going to graduate from, enter the certificate/diploma information.
- Enter the grading and term system for the school [multiple grading and term systems may be selected for one school].
- **NOTE:** Students should select the grading scale(s) typically used at their school, even if their school assigned Pass or Credit grades in spring/summer/fall 2020 and/or spring/summer 2021.

## Academic history – courses & grades



UNIVERSITY  
OF  
CALIFORNIA

### Academic history

#### 11th grade - Enter courses & grades



\* required

Please report all grades received for all academic courses you enrolled in, including courses you may have repeated at a later date. Do not list non-academic courses such as PE/sports, typing/keyboarding, driver's education, ROTC, tutoring, career planning, test preparation or teacher's assistant/aide classes.

CLOVIS HIGH SCHOOL,  
CLOVIS, CA  
School code: 050615  
Grading system: A B C D F  
Term system: Semester

Honors codes  
AP - Advanced Placement  
HL - UC-approved honors level  
IB - International Baccalaureate  
NH - Not honors  
Grade Codes  
PS - Pass  
NP - No Pass  
CR - Credit  
NC - No credit  
NO - No course this term

2020 - 2021 academic year

#### > 11th History/Social Science

##### ✓ 11th English

Course Name

Honors Type

- ☐ AP English Language and Composition (AP) AP
- ☐ AP English Literature and Composition (AP) AP
- ☐ English 10 AB NH
- ☒ English 11 AB (P) NH

Grade 1	Grade 2
A	A
B	B
C	C
D	D
F	F
PS	PS
NP	NP
CR	CR
NC	NC
NO	NO

English Literature (UCC)

NH

NH

NH

HL

In response to the temporary suspension of the letter grade requirement in A-G courses, courses taken in COVID-19 terms (spring/summer/fall 2020 and spring/summer 2021) will allow students to select PS, NP, CR, and NC as grade options.

## Entering coursework – course selection

> 9th English

> 9th Mathematics

> 9th Laboratory Science

> 9th Language Other Than English

> 9th Visual and Performing Arts

> 9th College-Prep Electives

☐ I don't see my courses.

Save & continue Cancel

UNIVERSITY  
OF  
CALIFORNIA

### High School Coursework

- Courses are selected or entered by grade level beginning with ninth grade.
- First select the Subject Area/Course Category of the course to be entered (e.g. English, Math, etc.).
- Next, if a student is enrolled in a California high school, select from the course list for the school:
  - To see the courses, expand each subject area.
  - **NOTE:** new California high school courses being offered for the first time in the senior year may not appear on the school's course list until Nov. 1; if you don't see a new course on the list, remember to come back to add it later (but no later than Nov. 30<sup>th</sup>) before submitting the application.
- Remember to enter your 12<sup>th</sup> grade courses in progress and planned; indicating that you have no coursework in 12<sup>th</sup> grade may imply that you have not met minimum admission requirements.



## Entering coursework manually

The screenshot shows a web form for entering coursework manually. At the top, there are two expandable sections: "> 9th Visual and Performing Arts" and "> 9th College-Prep Electives". Below these, there is a checkbox labeled "I don't see my courses." which is checked, and a yellow star icon. A red box highlights the word "Manually" in the text "Manually enter any courses you took that are not listed above." Below this text is a form with three main input areas: "Subject Area/Course Category" with a dropdown menu showing "--", "Course Name" with a text input field containing "Course Name", and "Honor Type" with a dropdown menu showing "--". To the right of these is a "Clear" button. Below these are two columns for "Grade 1" and "Grade 2", each with a dropdown menu showing "--". At the bottom, there is a link that says "Add another course".

UNIVERSITY  
OF  
CALIFORNIA

**If students do not see their courses, and for all students not enrolled in a California high school**, courses must be manually entered as they appear on the student's academic record.

- When entries for each grade level are complete, click save and continue.
- Repeat this process for each grade level, including 12<sup>th</sup> grade.
- 12<sup>th</sup> grade course grades will default to "IP – In Progress" and "PL – Planned". If students have already graduated and have senior year grades, manually enter each grade.
- For courses that are only one semester long, select "NO" for the term for which the course was not offered (e.g. Economics offered fall term, for spring term select "NO").
- Include all original courses/grades and enter repeated courses/grades for courses in which an original grade of D or F was earned and subsequently repeated.
- Students who attended more than one school should be sure to enter courses under the correct school.

## Entering coursework manually



UNIVERSITY  
OF  
CALIFORNIA

☒ I don't see my courses.  
Manually enter any courses you took that are not listed above.

Subject Area/Course Category	Course Name	Honor Type
--	Course Name	--
History/Social Science		HL
Civics/American Government		IB
U.S. History		NH
World History/Cultures/Hist. Geography		AP
English		
English-ESL/ELD		
Mathematics		
Algebra I		
Geometry		
Algebra II		
Mathematics I (Integrated)		
Mathematics II (Integrated)		
Mathematics III (Integrated)		
Algebra II/Trigonometry		
Statistics		
Calculus		
Advanced Mathematics		
Computer Science		

VERSIDE SAN DIEGO SANTA BARBARA


**If students do not see their courses, and for all students not enrolled in a California high school**, courses must be manually entered as they appear on the student's academic record.

- When entries for each grade level are complete, click save and continue.
- Repeat this process for each grade level, including 12<sup>th</sup> grade.
- 12<sup>th</sup> grade course grades will default to "IP – In Progress" and "PL – Planned". If students have already graduated and have senior year grades, manually enter each grade.
- For courses that are only one semester long, select "NO" for the term for which the course was not offered (e.g. Economics offered fall term, for spring term select "NO").
- Include all original courses/grades and enter repeated courses/grades for courses in which an original grade of D or F was earned and subsequently repeated.
- Students who attended more than one school should be sure to enter courses under the correct school.

## College courses taken in high school

### Academic history

#### Colleges attended while in high school



\* required

If you took any college or university-level courses in high school, you'll need to enter them in this section.

You must enter all colleges you've attended while in high school—regardless of how long you attended, whether courses were completed or whether you believe your record will affect your chances for admission. Providing incomplete or incorrect information may jeopardize your UC admission or enrollment.

[Add college](#) [I don't have any colleges to add](#)

UNIVERSITY  
OF  
CALIFORNIA

### **College courses taken in high school**

- If any college/university-level courses were completed while in high school, add the college information **AFTER** the high school information. This includes courses completed through a dual enrollment or middle college program.
- The process is very similar to entering the high school information.

## College courses taken in high school

**Academic history**  
**Find college**

You'll need to add information about each college you attended, one at a time.  
First, tell us where your college is located and enter the name of your college.

**Where did you attend college? \***

☒ In California ☐ Outside California (in the U.S.) ☐ Outside the U.S.

**Search for college**  
Enter college name, city or college code.

Search criteria \*

### **College courses taken in high school**

If courses were taken at a California Community College (CCC), a UC-transferable course list will appear.

- Select the course(s) taken, grade earned (or enter IP for In Progress, PL for Planned courses), and the A-G subject area in which the course fits.
- Only report courses taken for a letter grade; courses in which a Pass/Credit/No Credit grade were earned should not be included unless those courses were completed in a COVID term (winter/spring/ summer/fall 2020 and winter/spring/summer 2021)
- Non UC-transferable English and math courses can also be reported in this section of the application.
  - If there are other CCC courses that are not UC-transferable, report them in the “Other coursework” area later in the application.
- **IF** college/university courses were not taken at a CCC, enter each course and grade earned as it appears on the official academic record from the college/university attended.

**Students must enter all UC-transferable, as well as non-transferable English and math, courses taken in A-G subject areas;**

**missing/inaccurate information may be viewed as falsification and result in cancellation of the application.**

## Additional academic comments



UNIVERSITY  
OF  
CALIFORNIA

### Academic history

#### Additional information



\* required

#### California State Student ID number

If you know your California State Student ID, please enter it below. Your CA SSID can be found on your high school transcripts. If you need help finding it, please contact your high school counselor.

#### CA SSID Number

CA SSID Number

#### Additional comments

If there's anything else you want us to know about your academic history, you can do so in the space below. But remember, you should use this space only if you want to describe anything that you have not had the opportunity to include elsewhere in this section (for example: a break in attendance, poor grades in a particular course or year, specific information about your school environment or policies that affect your academic record or choices for classes).

International applicants: If you selected Other as your school's grading system, please explain the grading system here.

550 characters remaining

Save & continue

The additional academic comments text box is an opportunity for students to share any information about their academic history they want campuses to know. Campuses will use this information to better understand the student's academic context.

This space could be used to discuss any significant impacts on your educational experience or context.

If your school changed its grading policy due to COVID-19, **please include** information on the change in this section.






## Test scores – English proficiency

### Test scores

#### English language proficiency tests



\* required

Students from a country where the language of instruction is not English are required to submit a score from one of the following tests: the Test of English as a Foreign Language (TOEFL), the International English Language Testing System (IELTS) examination (academic modules) or the Duolingo English Test (DET).

Do you have any TOEFL, IELTS or DET tests (planned or completed) to report?

☐ Yes ☐ No

Save & continue

UNIVERSITY  
OF  
CALIFORNIA

### TOEFL/IELTS/DET Exams:

- Students whose college/university coursework was **not** conducted in English and who are not native English-speakers are required to self-report TOEFL, IELTS, or DET results in the application.
- Official English proficiency scores are not required unless/until a student is offered admission to UC. Students will then submit their official scores directly to the campus where they intend to enroll.
- TOEFL scores can be sent to one campus, and all campuses to which you apply will receive them.
- IELTS and DET must be sent to each campus you apply to.

## Test scores – English proficiency



UNIVERSITY  
OF  
CALIFORNIA

Is this test completed or planned? \*

☒ Completed ☐ Planned

When did you take this test? \*

Month \* Year \*  
March ▼ 2021 ▼

Which test did you take? \*

Test type \*  
TOEFL P/B ▼

Registration number \*

Have you received your scores yet? \*

☒ Yes ☐ No

Scores

Listening \* Reading \* Writing \*

Total:

Do you plan on retaking this test? \*

☒ Yes ☐ No



When will you retake this test? \*

Month \* Year \*  
Month \* ▼ Year \* ▼


Save & continue

Cancel

## Activities and awards

**Activities & awards**  
**Add activities & awards**


\* required

You can enter your activities and awards one at a time. First, select a category from the dropdown menu below. Once you've selected a category, you'll be able to tell us more about the activity or award in the follow-up questions.

**Description of categories**

**Award or honor:** We want to know about the awards and honors you've received that mean the most to you.


**Educational preparation programs:** Any programs or activities that have enriched your academic experiences or helped you prepare for college. ⓘ

**Extracurricular activity:** These could include hobbies, clubs, sports or anything else you haven't had the chance to tell us about.

**Other coursework:** These are courses other than those required for UC admission (courses that do not fit in UC's "a-g" subject areas). ⓘ

**Volunteering / Community service:** These are activities you've donated time and effort to without getting paid.

**Work experience:** This is for telling us about any paid jobs or paid internships you've had. ⓘ



**Activity/Award [1]**

Category\*

-- select --

-- select --  
Award or honor  
Educational preparation program  
Extracurricular activity  
Other coursework  
Volunteer / Community service  
Work experience

## Activities and awards



There are six categories in the Activities and Awards section of the application. Choose experiences that have meaning, illustrate interests, and/or demonstrate leadership.

- **Other coursework**- Academic courses that do not fit in the A-G categories of history/social science, English, math, laboratory science, language other than English (foreign language), and/or visual and performing art should be reported in this section. Examples include leadership courses or religion courses. Do not include non-academic courses, such as PE, office/teacher assistant, etc.
- **Educational preparation programs** – Programs include but are not limited to: AVID, Upward Bound, and Gear Up. A list of common programs appear in a drop-down menu. If a program is not included, manually enter it.
- **Community Service** – Consistent participation over time may indicate commitment and dedication.
- **Work Experience** – Demonstrates time management, responsibility and perhaps leadership.
- **Awards & Honors** – Awards which are significant in nature – county-wide, state-wide and national - indicate a high level of achievement with significant competition. School-based awards are more meaningful to readers if context is provided, such as "5<sup>th</sup> place out of 500 students" to earn award, but even "perfect attendance" can be insightful.
- **Extracurricular Activities** –Continued participation over time indicates passion, commitment, and sometimes leadership. Enter details about each activity.

### Activities & Awards Tips:

- Don't use acronyms for names of clubs or awards: Spell them out and explain your level of involvement.
- Don't list the same activity in multiple areas (for instance, listing Honors Society in "Awards and Honors" and "Extracurricular Activities"), but make sure the most important activities are reflected in some way.
- If an applicant did not have the time/opportunity to participate in school and/or community activities, volunteer/paid employment, explain to application readers why – how else did the applicant use their time and was it a choice or a requirement, for example: caring for siblings, elder-care, commitment to doing homework (research projects, papers, etc.). We understand that students are gaining valuable life experience and consider that as part of our comprehensive review.

## Activities and awards


### Activity/Award [1]

Category\*

Educational preparation program

What was the program name? \*

-- select --

Briefly describe the program. \* 

Think about the program's main focus, your experience, and what you accomplished and learned while participating in the program.

350 characters remaining

When did you participate in the program? \*

If you participated in the program during the summer, select the grade you were in before that summer.

☐ 9th grade  
☐ 10th grade  
☐ 11th grade  
☐ 12th grade  
☐ After 12th grade

How much time did you spend in the program? \*

Hours spent per week:

Weeks spent per year:

[Save & continue](#)
[Cancel](#)

It is important for students to remember to describe their **role**, **responsibilities** and **accomplishments** in the activity rather than focusing on describing the activity itself.

## Scholarships



UNIVERSITY  
OF  
CALIFORNIA

### Scholarships & programs

#### Apply for scholarships



\* required

You can apply to a number of UC scholarships (that means free money) right here in the application. The scholarships listed below are awarded to students with specific backgrounds, academic interests or career objectives. If you don't see any categories that are relevant to you, don't worry. In addition to these scholarships, each campus and many alumni associations award a variety of scholarships that recognize students' achievement and potential.

You'll also need to file a [Free Application for Federal Student Aid \(FAFSA\)](#) or a [California Dream Act Application](#) (if you're an undocumented student) to be considered for every type of financial aid possible, including the scholarships listed below. International students should not file these.

Click on a category to view the list of scholarships and check the boxes for the scholarships that you'd like to apply to.

[Expand All](#)

- > Academic major or interest
- > Affiliation with group, program or organization
- > Ancestry and descendants
- > Career plans
- > Ethnicity, national origin or religion
- > Extracurricular activities & work experience
- > Family circumstances and relationships
- > Health / disabilities
- > School or geographic affiliation
- > Transfer students

## Scholarships

- All UC campuses offer scholarships for students who meet specific criteria.
- The applicant should review each scholarship choice and select all those that match their characteristics, interests, and background. There is no limit to the amount of scholarships students can select.
- Research other campus-based scholarships in the link provided at the bottom of the screen - Learn more: [Undergraduate scholarships](#)

## Personal insight questions

Each question aligns to one or more of UC's comprehensive review factors campuses consider in their admissions decisions.

Freshmen must choose  
4 out of 8 questions

Maximum of 350 words  
for each response

All questions have equal  
value; there is no  
advantage or  
disadvantage to  
choosing certain  
questions over others




The PIQs should be used to share accomplishments, experiences, talents, decision-making, problem-solving and contextual information. Recall that individuals from around the world have been severely impacted by the COVID-19 pandemic. If you or your family has been significantly impacted, consider using the Additional Comments section to share any unusual, rare or exceptional information. The PIQs are best utilized to share individual student information to help admission readers hear the students in their own words, learn about the students achievement, perspective and environment that cannot or has not been shared in other parts of the application.

### **Personal insight questions**

- Students should answer the questions that are most applicable to them.
- Remember that these are **personal** insight questions—about the student.
  - It is not an English essay.
  - Admission staff want to learn what the student did and why; what the student learned and how the student applied what was learned to aspects of their life.
  - Students should use “I” statements – I did this, I chose to do that, I learned about . . . . It’s their one opportunity to ensure we get to know them.
  - Information on impacts on COVID-19 could be discussed in the additional comments, to allow for students to use the PIQs to tell admission readers about themselves.
- More details and guidance on the Personal Insight Questions can be found at [admission.universityofcalifornia.edu/how-to-apply/applying-as-a-freshman/personal-insight-questions.html](https://admission.universityofcalifornia.edu/how-to-apply/applying-as-a-freshman/personal-insight-questions.html)


# Personal insight questions



UNIVERSITY  
OF  
CALIFORNIA

## Personal insight

### Personal insight questions



\* required

Please respond to any 4 of the 8 questions below.

We realize that not all questions apply to all applicants, so be sure to select the 4 questions that you believe give us the best information about you.

All 8 questions are given equal consideration in the application review process. Responses to each question should be between 250-350 words.

Please answer any 4 questions below

- Describe an example of your leadership experience in which you have positively influenced others, helped resolve disputes, or contributed to group efforts over time.
- Every person has a creative side, and it can be expressed in many ways: problem solving, original and innovative thinking, and artistically, to name a few. Describe how you express your creative side.
- What would you say is your greatest talent or skill? How have you developed and demonstrated that talent over time?
- Describe how you have taken advantage of a significant educational opportunity or worked to overcome an educational barrier you have faced.
- Describe the most significant challenge you have faced and the steps you have taken to overcome this challenge. How has this challenge affected your academic achievement?
- Think about an academic subject that inspires you. Describe how you have furthered this interest inside and/or outside of the classroom.
- What have you done to make your school or your community a better place?
- Beyond what has already been shared in your application, what do you believe makes you stand out as a strong candidate for admissions to the University of California?

Save & continue

#### Personal insight questions

Want a copy of the personal insight questions emailed to you? It's a good idea to work on these before you enter them in the application.

Email questions

This is a screen shot of the PIQ page. The word count is listed here, and students can opt to have the PIQ questions emailed to them on this screen.



## Additional comments



UNIVERSITY  
OF  
CALIFORNIA

### Personal insight Additional comments



\* required

If there's anything else you want us to know about you, now's your chance. But remember, you should use this space only if you want to describe anything that you have not had the opportunity to include elsewhere in the application. This shouldn't be an essay, but rather a place to explain unusual personal or family circumstances, or anything that may be unclear in other parts of the application.



550 words remaining

Save & continue

Students can use the additional comments section to explain any situation, circumstance or experience that does not appear anywhere else in the application or is not fully explained in the application. Students can use this space if they have been significantly impacted (beyond what all other students have experienced) by the COVID-19 pandemic or the social justice movement that occurred in spring 2020. The Additional Comments section is not an opportunity for an additional essay.



## Review and submit

### Review & submit

Here's your chance to review all of the information you've entered in the application. If you've skipped or missed any required questions, you'll see a "To do" button next to the page below.

Before you submit your application, you should review all the pages and sections below, even if they are marked as complete (indicated with a checkmark). Remember, we want to learn as much about you as possible — so it's a good idea to fill out as much as you can and review all the information you'll be sharing with us.

Fall quarter/semester 2022

> Expand all Print version

> About you	✓
> Campuses & majors	✓
> Academic history	
> Test scores	✓
> Activities & awards	✓
> Scholarships & programs	✓
> Personal insight	✓

Start submission

### Review and submit

Before submitting the application, students will have the opportunity to review each section. A check mark appears beside the section to indicate that section is complete.

## Review and submit



UNIVERSITY  
OF  
CALIFORNIA

Before you can submit your application, you'll need to correct any errors or fill out any missing information. Go to the pages with "To do" next to them and click on the button to make your changes.

Continue working

Fall quarter/semester 2022

> Collapse all

Print version

### ✓ Academic history

12th grade



To do

WILLOW GLEN HIGH SCHOOL  
SAN JOSE, CA

2021 - 2022 academic year

Edit

## **Review and submit**

Students will be prompted to correct any errors before they can continue with the submission process.

## Missing information



UNIVERSITY  
OF  
CALIFORNIA

### Academic review

\* required

We want to do one last check to make sure your academic information is accurate. If you have missing coursework or gaps in education, you'll need to confirm the information is correct before you can continue with the submission process.

#### Subject ( A-G ) requirements

One of UC's admission requirements is completing a minimum of 15 college-preparatory courses ( A-G courses or subject requirements), with at least 11 finished before the beginning of your senior year (or last year of secondary school). You can also meet these [subject requirements](#) ☒ by completing specific college courses or earning certain scores on SAT, AP or IB exams.



The table below shows the number of subject requirements that you are missing based on the information you provided in "Academic history" and "Test scores."

Subject	Number of missing requirements
History / Social sciences	0
English	0
Mathematics	1
Science	1
Language other than English	0
Visual and performing arts	0
College-prep electives	0

### Missing Information

Students will be able to see what is missing on the application after the warning screen. This screen shot is an example of a student missing the Math and Science subject area requirements.

## Billing summary and fee waiver

Academic review
State of legal residence
Sign & release
**Payment**

### Billing summary

Please review your campus selections and application fees below.  
The application fee is \$70.00 for each UC campus.

Selected campus	Fee
Los Angeles	\$ 70.00
Santa Barbara	\$ 70.00
<b>Total due</b>	<b>\$ 140.00</b>

### Fee waiver

You've qualified for a UC application fee waiver.  
The fee waiver allows you to apply to up to four campuses for free.

Apply to more campuses

Would you like to accept the fee waiver? \*

☐ Yes
☐ No

### Continue to payment \*

Application fees are not refundable. Once your application has been submitted, you are expected to pay for all your campus choices, even if you cancel a campus at a later date.

Before proceeding to the payment process, you must agree to the following statement(s):

☐ I understand that I am responsible for paying all appropriate application fees and that my application will not be processed unless I submit the fees, or an approved fee waiver, by the date requested.

☐ I reviewed my application in its entirety, and made all necessary updates and corrections. I understand that I won't be able to change most of the information in my application once I submit it. I am ready to pay and submit.

Back

#### Application Fees:

- For U.S. citizens or permanent resident students, the application fee is \$70 per campus.
- For International and non-immigrant applicants the application fee is \$80 for each campus selected.
  - If an international or non-immigrant student currently attends school in the U.S., however, they may be eligible to pay the lower application fee of \$70 per campus.
- The application tool will advise of the fee amount on this page.

#### Fee Waiver:

A fee waiver is automatically calculated for California and domestic residents. The fee waiver calculator is activated from answers about the applicant's family size and income.

- If a fee waiver is granted, **the applicant must select "Yes" to accept the fee waiver.**
- If an applicant decides not to answer those questions, they *may* qualify for a fee waiver but would not receive one.

If the applicant makes a mistake on the family income amount, they can correct the information with an 'edit' button; eligibility for the fee waiver will automatically re-calculate with the revised information .

#### Fee Waiver Eligibility:

- For U.S. citizens or permanent residents or students who have attended a CA high school for at least 3 years, if students meet the low-income criteria used to qualify for free and reduced lunch, they will qualify for a UC application fee waiver for up to 4 campus choices but will be responsible for payment for any additional campus(es) to which they choose to apply.
- Students in California on a visa are not eligible for the UC application fee waiver.
- UC also accepts the College Board, ACT or NACAC fee waiver. Only one waiver may be used.

#### Payment:

- Application fee payment is required and non-refundable.
- Payment may be submitted by credit card in the application tool; **or** by mailing a check or fee waiver if a student didn't qualify for the UC application fee waiver but meets criteria established by the waiver provider.






## Submission confirmation

### IMPORTANT!

- Application ID
- Date submitted
- Payment method



## GOOD JOB!

May, you did it! You've successfully submitted your UC application! Before you leave, make sure to review the information below about your payment and what steps to take after you submit.

### Submission confirmation

Here's a summary of your application and fees. Please print a copy of your submission confirmation and your application using the buttons below. You'll want to keep both of these documents for your records. You will also receive an email at eltest0074@uccv.edu with this information.

Selected campus	Fee
Los Angeles	\$ 70.00
Santa Barbara	\$ 70.00
<b>Total paid</b>	<b>\$ 140.00</b>

Application ID: 9900062

Date submitted: 07/19/2021

Payment method: Credit Card

Confirmation ID: 6267365654856160903005

[Print a receipt](#)

[View & print your application](#)

Students should keep their application ID in a secure place, as this will be used throughout the admission process, including decision release occurring in the spring. This screen will show the complete list of campuses applied to, fees, fee waiver, application ID, date submitted, and payment method.

## Release authorizations and Statement of Integrity

### Release authorizations

If you agree with a statement below, check the box next to it. These conditions are all optional and not agreeing will not affect your admission to the university. Not agreeing with a condition may have other consequences, so please read each one carefully. You may log back in to your application at any time to change these preferences.

☐ I authorize the University of California to release application information, including copies of my application and test scores, to outside agencies that award scholarships.

*Without this authorization, your application will not be shared with outside agencies that provide scholarships.*

☐ I authorize the University of California to release biographical information from my application (including information regarding my ethnicity and sexual orientation) to recognized UC organizations and alumni groups that may wish to contact me before and after admission decisions are made.

☐ I authorize the University of California to release to my school or college counselor/counseling office or sponsoring agency information regarding my application, including test scores, transcripts and other supporting documents, as they relate to my admission and scholarship status.

*If you do not check the box, UC may not inform your school or counselor whether you have applied or been admitted.*

☐ I authorize the University of California to release to my parents/legal guardian or spouse information regarding my application, including test scores, transcripts, and other supporting documents, as they relate to my admission and scholarship status.

*Without this authorization, information regarding your application will not be disclosed to your parents/legal guardian or spouse. For example, if you do not check the box, they cannot inquire about the receipt of your application, transcripts or other supporting documents, nor inquire about the status of your application.*



### Electronic signature and Statement of Integrity \*

By submitting this application, you authorize the University of California to release application information, including copies of your application and test scores, to any UC campus for admission or scholarship consideration.

[View Statement of Integrity \(PDF\)](#)

☐ I certify that my application and all information submitted during the admission process — including my academic record, personal statement, awards, activities, and supporting materials — are my own work, factually true and correct, and honestly presented. I understand that I am responsible for the accuracy of the application and that the University of California may verify the information.

I further understand that withholding information or giving false information or other misconduct prior to enrollment as described in the [UC Policy on Student Conduct and Discipline](http://policy.ucop.edu/doc/2710530/PACAO5-100) (<http://policy.ucop.edu/doc/2710530/PACAO5-100>) and [UC Policy on Sexual Violence and Sexual Harassment](http://policy.ucop.edu/doc/4000385/SVSH) (<http://policy.ucop.edu/doc/4000385/SVSH>) may be cause for denial of admission, withdrawal of an admission offer, registration cancellation, expulsion, or revocation of a University of California degree.

## Release authorizations and Statement of Integrity

The application cannot be submitted without the applicant's electronic signature and acknowledgement of the Statement of Integrity.

The Statement of Integrity is to affirm that all information in the application is accurate and the personal insight responses were written by the applicant. **If information is withheld, such as poor grades, or falsification is detected, the application is subject to cancellation.**

### Signature Releases

- Review and check the release authorizations to share application information with scholarship agencies, parent/guardian, counselors and/or UC organizations and alumni groups.
- Electronically sign and date the application to verify accuracy and acknowledge that the applicant is the author of their personal insight responses.
- The electronic signature also authorizes the release of official examination score(s), if submitted, to all UC campuses to which the student applied.
- Information in the application is subject to verification. If an applicant is selected for verification, non-compliance will result in cancellation of the application and the application fee will not be refunded.

## Changes after submission



UNIVERSITY  
OF  
CALIFORNIA

### Application status

Submitted application  
Fall quarter/semester 2022

Application ID: 9900063  
Submit date: 07/19/2021

Campuses applied to:

Campus	Date Forwarded
UCLA	
UC Santa Barbara	

[View fees & payments](#)

[View application](#)

[Add a campus choice](#)

[Update personal information](#)

[Update ACT & SAT tests](#)

[Update SAT subject tests](#)

[Update English language proficiency test](#)

[Update IB exams](#)

[Update AP exams](#)

[Update international exams](#)

[Update release authorization](#)

[View how your application is reviewed](#)

### Application Status

Here students can see when their application was forwarded to the campus.

Updates can be made in any of the sections listed on this screen, so keep in mind that Academic History and adding Activities and Awards or editing the PIQs is not an option once you submit.

#### **If you need to make changes to your application**

You can make only a few changes to your application once it's submitted, including updating your contact information and your exam scores. You can also apply to additional campuses if they're still open. To make any of these changes, go to "Application status."

- Additionally, under application status, California resident students are notified if they meet the Top 9% Local Context (ELC) criteria.

Minor changes to activities, awards, volunteer work, employment or personal insight responses are unlikely to have an impact on the admission decision. However, if a student has significant updates in any of these areas, they should notify each campus directly.

Note: Test scores on the SAT/ACT are NOT an admission requirement. If students have reported any scores, those can be updated but they are not required.

## UC application center



TAKE A  
PHOTO

UNIVERSITY  
OF  
CALIFORNIA

### Getting help

If you have questions, please contact the application helpdesk:

[ucinfo@applyucsupport.net](mailto:ucinfo@applyucsupport.net)

Or call the UC Application Center:

Within the U.S.: (800) 207-1710

Outside the U.S.: (925) 298-6856

Helpdesk hours:

Monday-Friday: 10am-6pm PST

Saturday & Sunday: Closed

November & December hours:

November 1-21: Monday-Friday, 8 a.m.-10 p.m. PST

November 22-24: 8 a.m.-11 p.m. PST

November 26-27: 8 a.m.-11 p.m. PST

November 28-30: 8 a.m.-midnight PST

December 1: 8 a.m.-6 p.m. PST

Closed on the following holidays:

Nov. 25, Dec. 25 & Jan. 1

When presenting live, this is a good opportunity for students to take a photo of the contact information for the UC application center.



THANK YOU

UNIVERSITY  
OF  
CALIFORNIA